



Reg #A0013634



Newsletter: July 2025

Editor: secretarywacc@gmail.com

Website: www.waccfoto.com Facebook: www.facebook.com/WACC.Photography

June Meeting

Our Annual Awards night was attended by 34 members and 3 guests. Judge Leigh Teitz from Shepparton Camera Club was present to Critique the placegetters and merits for *Image of the Year*. Justin Dallinger from our major sponsor Camera House was on hand to present the Major awards for the year (results and images next page).

In addition to the awards:

Robin Elliot was awarded a 15 year VAPS pin.

Three members (Deirdre Blunt, Chrissi Miles and Jessica Wells) were promoted to the advanced level.

Well done to all participants and awardees.

Members selected their favourite images from throughout the year to be rejudged for the best image of the year. We enjoyed revisiting some of the highlights of the previous year's competitions with images from the set subjects *Street, Patterns, Backlit, Nature, Markets* and some from the open category. An excellent and diverse range of images with members completing sometimes challenging subjects.

First Places:

Colour EDIA: Helen Bishop

Monochrome EDIMA: Garry Pearce

Colour EDI: Bill Thompson

Monochrome: Chrissi Miles

Second Places:

EDIA: Vicki Cain

EDIMA: Vicki Cain

EDI: Jessica Wells

EDIM: Joanna Rath

See all the images here

<http://www.waccfoto.com/index.html>

Thanks to David Willis and Mark Slater for images and compilation on the following pages

Diary Dates

Paatsch Shield

Presentation/lunch

Wangaratta Club

Sunday 13th July

July

General Meeting

Felltimber Community Centre

Monday 14th July 2025

6.45pm for 7.00pm start

WACC Committee meeting

Monday 28th July 2025

7:30 pm

August

General Meeting

Felltimber Community Centre

Monday 11th August 2025

6.45pm for 7.00pm start

August

Mieke Boynton

Landscape Zoom Workshop

Monday 18th August 2025

Time: TBA

2025 IMAGE OF THE YEAR RESULTS

THE MAJOR AWARDS



J&J DALLINGER AWARD: • CHRISSI MILES



NAMIBIA DESERT




BEST AUDIO/VISUAL: DAVID WILLIS



NORTH EAST SILO TRAIL



PELICAN NATURE AWARD: MALCOLM GODDE



LONELY WALK



DAVID TILLEY AWARD: HELEN BISHOP



DEEP SLEEP

2025 IMAGE OF THE YEAR RESULTS

THE TOP AWARDS



EDI ~ FIRST - CHRISSI MILES
SECOND - DEIRDRE BLUNT



EDIM ~ FIRST - DEIRDRE BLUNT
SECOND - JUDY HOFMEYER



EDIA ~ FIRST - DAVID WILLIS
SECOND - GARRY PEARCE



EDIMA ~ FIRST - VICKI CAIN
SECOND - PATSY CLEVERLY



WITH SPONSOR JUSTIN DALLINGER

2025 IMAGE OF THE YEAR RESULTS

COMPETITION AWARDS



EDI - FIRST - BILL THOMPSON
SECOND - JESSICA WELLS



EDIM - FIRST - CHRISSI MILES
SECOND - JOANNA RATH



EDIA - FIRST - HELEN BISHOP
SECOND - VICKI CAIN



EDIMA - FIRST - GARRY PEARCE
SECOND - VICKI CAIN



WITH JUDGE LEIGH TEITZ

WACC Competitions

Enter via WACC My Photo Club Webpage

<https://waccfoto.myphotoclub.com.au>

Up-coming competitions

Due July 14 2025	September Meeting – Make it Square
Due August 11 2025	October Meeting – Open
Due September 8 2025	November Meeting – Dominant Colour
Due October 13 2025	December Meeting - Open

Definitions for the above competitions can be found

at our website <http://www.waccfoto.com/docs/programmes/setSubjects.pdf>

(also please see additional information on the next page)

Other Competitions

Competitions coming up approved by the APS are provided by VAPS on their Website.

<https://www.vaps.org.au/competitions/australian-national-competitions.html>

Competitions Secretary's Words of Wisdom

Square Aspect Ratio - Upcoming competition.

When I googled what makes a good square photograph, this came up first with the AI response. I happen to agree, so I hope it might help you in putting in a square image for the upcoming monthly competition

A good square photograph effectively utilizes the balanced and symmetrical nature of the square format to create a strong composition. This often involves using the center as a focal point, employing lines to guide the viewer's eye, and emphasizing shapes and minimalist subjects. The square format can also be used to create a sense of balance, symmetry, and immersive exploration within the frame.

Here's a breakdown of key elements that contribute to a successful square photograph:

1. Composition:

Central Subject:

The square format naturally draws the eye to the center, making it a great choice for images where the subject is intended to be the primary focus.

Leading Lines:

Lines can effectively guide the viewer's eye around the frame, and diagonal lines can be particularly impactful when they divide the square symmetrically.

Symmetry:

The inherent symmetry of the square can be leveraged to create balanced and visually pleasing compositions.

Minimalism:

The square format can emphasize shapes and forms, making it suitable for minimalist subjects that focus on simplicity and negative space.

Rule of Thirds:

While the center is often emphasized, the rule of thirds (dividing the frame into nine equal parts) can also be useful for placing elements strategically within the square.

2. Subject Matter:

Simple Scenes: The square format can make simple scenes more interesting by emphasizing the shape and form of the subject.

Symmetrical Subjects: Subjects with symmetrical qualities are well-suited to the square format.

Strong Focal Point: It's important to have a clear focal point in a square photograph, as the format doesn't naturally lead the eye in any particular direction.

3. Technical Considerations:

Aspect Ratio:

Ensure your camera or editing software is set to the 1:1 aspect ratio to capture the square format accurately.

Sharpness:

Sharpness is generally important in square format photography, as the format can emphasize detail and form.

Experimentation:

Don't be afraid to experiment with different compositions and subject matter to see what works best within the square format.

4. Thinking Differently:

Beyond the Crop:

It's best to compose with the square in mind from the start rather than cropping a rectangular image to fit, according to a YouTube video by Jeremy Mudd.

<https://www.jeremymuddphoto.com>

Intensified Scale:

The square format can intensify the sense of scale, particularly when using longer lenses.

David Skinner

Competitions 2025/2026

Entry by July for September 2025 - Make It Square

You are required to take or crop your image to display as a square. 1:1 aspect ratio. When it comes to changing aspect ratio, you can do it in two different ways. The first way is through your camera's menu, and the second way is through post-processing software.

Entry by September for November 2025 - Dominant Colour

For your **Colour** entry

Explore the power of a limiting factor of a single dominant colour in your photograph. Whether it's a common colour like black or a rare one like turquoise, showcase your artistic skills by creatively highlighting that colour in your image. This will encourage you to think creatively and develop ideas through colour.

For your **Monochrome** entry

The dominance of White or Black or other Monochrome colour must be perceived at least 75% overall; above all other shades and tones of grey in a White or Black, or other Monochrome colour. Also consider the general artistic themes outlined in the Colour definition.

Entry by November for January 2026 - This is Australia

Any image that shows a flavour of life in Australia, including landscapes, people, events and places including architecture, birds and animals.

Images may be taken in any of Australia's territories.

Entries must be a single image as captured by the camera. Images must not be 'composite images' that combine subjects or elements from different scenes – replacing a background or sky, for example.

HDR, focus stacking etc that has been performed in camera is permissible.

Entry by Jan 2026 for March 2026 - Insects

Your image is to feature an insect or insects from the Class "Insecta"

This class includes - praying mantids; cockroaches; termites; fleas; dragonflies and damselflies; earwigs; flies; butterflies and moths; grasshoppers, katydids, crickets; beetles; wasps, bees, ants, sawflies.

No crustaceans, spiders, mites, scorpions, millipedes or centipedes.

How you compose or feature the subject is up to you, provided it is alive and free in a natural environment.

Entry by March for May 2026 - Nature - as per 2025

Entry by May for July 2026 - Long Exposure

Any photograph that has been created by a shutter speed longer than, or at, 1/3 of a second.

The aim is to create an image which creates a positive impression and engages the viewer. Any technique may be used provided your selected shutter speed is 1/3 of a second or longer.

Some examples but not limited to are astro, fireworks, light painting, panning, and ICM.

The challenge is finding creative inspiration for your photo.

Zoom Presentations with Mieke Boynton



Mieke Boynton:
Australian Landscape Photographer.

I'm a specialist landscape and aerial photographer from beautiful Bright in the Alpine Valleys of North-East Victoria, Australia. My husband Matt Palmer and I opened our "Alpine Light" photographic art gallery here in my home town in December 2021.

I love being alone in nature and photographing its stunning beauty. When I go out into the landscape, I try to clear my head of all the clutter and simply "listen." I immerse myself in the moment and am guided by the sounds and the atmosphere of that particular place. When I process my photos, I'm careful about honouring the authentic reality of that moment.

Join Mieke on her Zoom presentations that the club has organised

There will be a small fee to be able to register for a Zoom invitation. Details to follow on cost

Your Direct Deposit into our bank with your **Surname Mieke BW** and **Your Surname Mieke LS** as reference will be your registration. Please hold off till the cost is established.

August 18, 2025.

Tried and Tested - Landscape Lessons Learned by Mieke

Enjoy being guided through Mieke's recent award-winning landscape photos, from the planning of the shoot, through to the reality of the conditions on the day, to the final finishing touches in processing. Ever wondered what the best apps are for planning a shoot? Mieke shares all of her planning apps and websites. Have you been curious about how much processing professional photographers do? Mieke shows her RAW files for each photo and explains why she processed each as she did. Do happy accidents happen? You bet! And Mieke will tell some of these stories too. The added bonus is that you'll pick up a stack of practical tips and tricks for your own landscape photography.

Duration: 90mins. Format: Zoom presentation.

Link to some of Mieke's Landscape photos: <https://www.miekeboynton.com/landscapes>

Street Photography Workshop with Adrian Whear


Saturday 29th November, 1-4pm at the Felltimber Community Centre

Adrian will provide a presentation on how to go about trying your hand at street photography. This will be followed by afternoon tea and then a slide show of Adrian recent Asian travel and question time.

<https://streetphotographersfoundation.com/adrian-whear/>

Macro Workshop

June 2025



A good roll out of 13 members got to enjoy a fun and informative afternoon learning about and practicing Macro technique. David Woolcock bought his experience and a vast range of equipment and paraphernalia to complete two experiments.

We practiced capturing reflections from water droplets both from Smarties and thinly stretched strands of glue. Participants rotated through multiple work stations and achieved some remarkable results!

Anyone who is a member of the *Albury Wodonga Photography Group* on Facebook will have seen the astounding work of Macro expert Craig Loechel. We were lucky to have Craig in attendance to help mentor as well as demonstrate his bespoke handmade Macro equipment.

Thank you Woolie and Craig.



Annual Membership

Annual fees due by the end of June

\$50 individual \$75 family \$20 student

Please pay into the clubs account with
"membership fee surname"

**any member who has difficulty with the fee or
needs extra time talk to a committee member*

Pre-Meeting Meal

All welcome to join in a chat and a meal prior to the monthly meeting

5.30pm

Edwards Tavern

<https://edwardstavern.com.au/>

The Other Camera Club

For those that are not already members we have a very active local Facebook group:


"Albury Wodonga Photography Group"

<https://www.facebook.com/groups/293515530704163>

The group has over 2.5K members and holds monthly competitions and monthly get-togethers at Thurgoona Country Club. Many of our members are in the group and also attend the monthly catch up. At the informal monthly event we usually look at that month's entries and people bring in USB's to show to the meeting. There are sometimes mini-workshops as well. All are welcome to attend and if you join the Facebook group the date of the meeting is advertised as "Monthly Snap" (RSVP advised)



Recently our club entered the intra-club competition at VAPS, two of our members achieved outstanding results. Michael Klusacek achieved a fourth overall for his wonderful image "Mystique Face" which has been chosen to represent VAPS in the national competition. David Willis' AV "North East Silo Trail" placed second and gained 37/40 points. Very well done Michael and David.





Buy Swap Sell

Selling Nikon D7000 \$2000.00 for the lot including the carrying case and a variety of quality lenses. Contact Gabi at gabipulla05@gmail.com



Selling: Canon EOS 5D MkIV DSLR Camera with Canon EF 24-105mm F4 L is USM Lens

\$2,500

Selling due to upgrading to Mirrorless. In excellent condition.

Comes with:

- 2 x batteries
- 4x 16GB CF cards
- Canon battery charger
- Original manual
- Lens cap, Lens hood, Camera cap
- Original boxes for both camera and lens

Contact Mark Slater on 0458 058 32

Canon EF 100mm f/2.8 L Macro IS USM Lens

\$925

As new, hardly used.

Comes with:

- Original Box
- Tote bag
- Lens Hood
- Front and rear lens caps
- Protective filter
- Canon Lenses CD

The Canon 100mm f2.8 L IS USM offers the best in optical and build quality. The 100mm focal length combined with 1:1 magnification is perfect for highly detailed macro photography. The lens is also capable of producing eye-catching portraits, with edge-to-edge sharpness.

Contact Mark Slater on 0458 058 328

SELLING: Voigtländer Perkeo E and Zeiss Ikon Box Tengor

Voigtländer Perkeo E

Country: German Years Produced: 1955 – 1957 Body Type: Folding

Film Type: 120 or 620 (still available)

Lens Type: Color-Skopar 80 mm f/3.5



Rarely seen medium format range finder from Voigtländer. Camera is in excellent condition and operates perfectly with only a few small marks on the leather case. Recently tested by Foto Supplies with test photos available on request.

\$500 slightly negotiable

Zeiss Ikon Box Tengor



From the 1930's this German version of the "Box Brownie" is suitable for display purposes or possible restoration. The film that it uses is no longer available.

\$50

Contact Ann

0438 327 449

Our Sponsors:

Kerry & Leighton Weymouth

